

Alwyn Infant School



Our reception building is fondly referred to as Little Alwyn. In Little Alwyn there are 3 reception classes.

OAK Class

Mrs Sakal



ASH Class

Mrs Lewis & Mrs Palmer



ELM Class

Mrs Morgan & Mrs Evans



We follow the Early Years Foundation Stage, which is a play based curriculum. Emphasis is placed on the prime areas of learning. The theory is that if a child is able to communicate, manage their feelings and make friends, then the academic learning will follow.

3 prime areas

Personal Social and Emotional Development

Self-Regulation
Managing Self
Building Relationships

Communication and Language

Listening and attention and Understanding
Speaking

Physical Development

Gross Motor Skills
Fine Motor Skills

4 specific areas

Literacy

Comprehension
Word Reading
Writing

Mathematics

Numbers
Numerical Patterns

Understanding the World

Past and Present
People, Culture and Communities
The Natural World

Expressive Arts and Design

Creating with Materials
Being Imaginative and Expressive



Listening, Attention and Understanding

- Learn to sit on the carpet
- Follow instructions
- Listen to friends
 - To follow routines
- To work in a small group and try out new ideas
- To use learnt ideas in their play

Communication and Language

Speaking

- Speak clearly
- Learn new words and be able to use them in their learning
- Make themselves understood
- Become confident to speak to adults and share their ideas in a group

Personal Social and Emotional Development

Self- Regulation, Managing Self, Building Relationships



Children need to be able to make friends. To do this they need to learn to listen to others, take turns and share toys. They need to be aware of other people's feelings.

How I am Feeling	
5	 I need some help
4	 I am really upset
3	 I have got a problem
2	 I am feeling ok
1	 I am feeling great

They need to feel confident to speak to adults in their classroom and to share their knowledge and experiences with others.

They need to understand and follow class routines and behaviour expectations.

They need to be able to self regulate their behaviour. For example they need to learn to share toys with others and not to snatch what they want. They need to be able to say sorry.

Independence skills such as toileting, getting dressed, putting on coats and shoes. Please practise all these skills at home before starting school.

A happy and secure child is ready to learn.

Fine motor skills:

include using scissors / being able to pick up small items with tweezers / complete a jigsaw puzzle / being able to hold and use a pencil correctly (please do not teach your child to write their name before starting school, as it is important that they learn to form letters correctly).



Physical Development



Gross motor skills:

include riding bikes, playing on the climbing frame, digging, sweeping, running and balancing.



Demonstrate understanding of what has been read to them by retelling stories and narratives using their own words and recently introduced vocabulary.



Literacy: Comprehension



Anticipate key events in stories by being able to suggest how a story might finish or re-enact a story during role play.



Literacy: Word Reading



Please share books with your child as much as possible and at least once a day. Storytelling is a crucial component to reading.

Learning nursery rhymes and singing teaches children rhythm that is an important reading skill.



Name Date


n
Say the sound. Trace the letter.


Say the word. Listen for the /n/ sound.

n s i a p t n s i
an nip in tin nip ant
nap pin pan ants pins
Paint and say the sounds. Sound out and blend to read the words.

n n n n
Say the sound. Trace the letters. Write the letters.


Say the words. When can you hear the /n/ sound? Draw something beginning with n.

 s a t p i n

We teach phonics daily in reception. It is important that your child attends regularly as they can easily miss the introduction of new letter sounds and spelling patterns.

By the end of reception children are taught 57 sounds


Mini Alphabetic Code Chart Floppy's Phonics

Level 1a Level 2 Level 3 Level 4 Level 5

Sounds and key pictures	Graphemes and key words	Sounds and key pictures	Graphemes and key words
/s/ 	s sun -ss dress -ce dance -se sea -sc scissors -st stick	/r/ 	r rabbit -rr rrr wr wrap rh rhinoceros
/a/ 	a apple	/h/ 	h hat
/t/ 	t teddy -tt tiger -ed bed	/b/ 	b bone -bb bubble
/p/ 	p pig -pp piggy	/f/ 	f fish -ff soft ph phone gh ghost
/i/ 	i insect -y yellow	/l/ 	l lion -ll lionel
/n/ 	n nose -nn nose -kn knock -gn gnaw	/u/ 	-le umbrella -el pencil -il pencil -al happy
/m/ 	m man -mm hammer -mb comb -mn man	/j/ 	j jar -dge edge -ge geese g goose g giraffe g gym
/d/ 	d dog -dd puddle -ed bed	/v/ 	v van -ve vein
/g/ 	g gate -gg giggle -gu gum -gh ghost -gue guess	/w/ 	w wheel -wh what -u unicorn
/o/ 	o orange -wa witch -qua quack -ait air	/ks/ 	-x fox -cks ducks -ks kiss
/k/ 	c cat k key -ck clock ch chair qu queen que	/gz/ 	-x
/e/ 	e egg ea	/y/ 	y yogurt
/u/	u umbrella -er eraser o orange our our ou about ough through re	/z/	z zap -zz buzz -s sea -se sea -ze

© Oxford University Press
© Phonics International Ltd. 2022
Copying permitted within purchasing school only

OXFORD

Sounds and key pictures	Graphemes and key words	Sounds and key pictures	Graphemes and key words
/kw/ 	qu queen	/oo/ 	oo orange -ue blue -ew new -o nose ou about -ough through u-e juice -ui juice -u super
/ch/ 	ch chick -tch watch	/ar/ 	ar arm a apple al pain
/ch/ 	-ture picture	/or/ 	or orange -aw saw -our our au about -al ball -oar oar oor ore ough ough war quar a
/sh/ 	sh ship ch church -ti -ci ssi -sci	/ur/ 	ur urinal er ir ear wor
voiced /th/ 	th thumb /th/ thumb	/ou/ 	ou out ow ough
/ng/ 	-ng	/oi/ 	oi oil oy
/ngk/ 	-nk	/eer/ 	ear ear eer -ere -ier
/ai/ 	ai -ay a a e -ae eigh ey ea	/air/ 	air air -are -ear -ere
/ee/ 	ee -y ea e e e ey -ie -ine	/yoo/ 	ue ew u u e eu
/igh/ 	-igh -y -ie i -ie	/yoor/ 	-ure
/oa/ 	oa ow o o e -ough ou oe eau	/zh/ 	-s -si ge
short /oo/ 	oo oul -u		

© Oxford University Press
© Phonics International Ltd. 2022
Copying permitted within purchasing school only

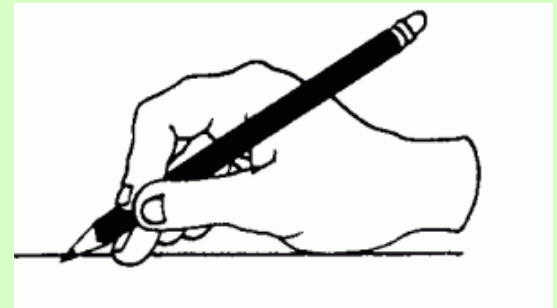
OXFORD

Literacy: Writing



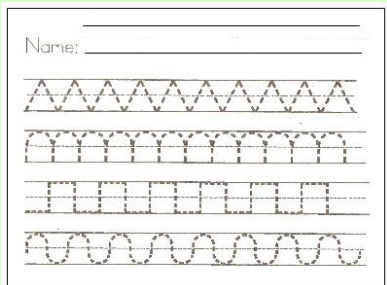
A child needs to have strength in their fingers before trying to write. In reception we have lots of activities to strengthen their hands such as playdough, lego, lacing cards and painting.

As their muscles get stronger, children will learn to hold a pencil correctly in a tripod grip.



Before learning to form letters, children are able to follow writing patterns.

As children learn a new phonic sound, they also learn to write that letter correctly.



Mathematics



Numbers

Have a deep understanding of number to 10.

Understand that a number can be made in many ways e.g. 6 is 5 plus 1, 3 plus 3, double 3, 10 take away 4.

Recognise quantities to 5 without counting.

Automatically recall number bonds to 5 and some number bonds to 10, including double facts.

Numerical Patterns

Verbally count beyond 20, recognising the pattern of the counting system.

Compare quantities up to 10 in different contexts, recognising when one quantity is greater than, less than or the same as the other quantity.

Explore and represent patterns within numbers up to 10, including evens and odds, double facts and sharing.





Knowledge of the World

Learning all about the world around them, including celebrations, families, visitors, plants and animals.





Expressive Arts and Design



Observation and Record Keeping

- We spend time observing the children and following their interests.
- Staff continuously assess what your child is learning and what their next step will be.
- There are two parent evenings, one in the Autumn term and one in the Spring term.
- A written report is sent out in July and there is an opportunity to speak to staff about the report.
- Should you have any concerns about your child, please do not wait until a parent evening. We have an open door policy and teachers are able to meet with you at a convenient time before, or after school. If you work, email the school asking for your child's teacher to phone you at the end of the school day.



Transition

In September we will be organising special "getting to know your child" sessions, in school, whereby you and your child will be allocated a 20 minute slot at school. During these sessions, you will have the opportunity to talk to your child's class teacher and your child will spend this time in their new class environment. We strongly recommend that you take advantage of these meetings.

The meetings will happen on the following dates and you will be informed of your time slot by the end of the academic year:

Tuesday 5th September

Wednesday 6th September

Thursday 7th September

Friday 8th September

Your child's first morning at school will be **Monday 11th September**. We start the children with three half days to help them transition into school.

Half Days

Monday 11th, Tuesday 12th and Wednesday 13th September

Children will start at 8.45am and stay for lunch. They must be collected between 1.20pm and 1.30pm.

Full Time From - Thursday 14th September

Children will start at 8.45am and finish at 3.15pm.



Please be aware that we cannot allow parents into the classroom with their children, as the classroom will become crowded. Please prepare your child, during the holiday, to leave you at the door and walk into the classroom independently. Should your child become upset please move to a quiet part of the playground, until a member of staff can join you.

Daily Routine

Start **8.45am**

Finish **3.15pm**

Prompt please

(Collection by person aged 16 years +)

- Free flow play
- Register/dinners/carpet time (Phonics)
- Free flow play with adult focused activities inside and in the garden
- Carpet time - literacy
- Phonics/music
- Lunch
- Carpet time (Mathematics)
- Free flow play with adult focused activities inside and in the garden
- Phonics and story
- Home time



When you arrive at school, please bring your child to the door and hand them to a member of staff.

Please walk to school if you can. Parking outside school is very busy.



When you arrive you must bring your child to the classroom door, give him/her their book-bag and water bottle and say goodbye. **Do not leave your child unattended in the playground.**

At 8.45am you will be able to pass your child to his/her teacher.

Toileting can be stressful for children. Please help by teaching them how to wipe themselves and wash their hands afterwards.



Independence skills

We want your child to be independent in school. You can help your child prepare for school by encouraging them to:

Put on and zip up their coat, (please avoid buying a coat with a separate fleece, as these are difficult to get on).

Use a knife and fork.

Turn jumpers the correct way.

Dress themselves.

Practise fastenings on trousers (where possible buy elasticated trousers, or jogging bottoms).


Put on shoes (please only Velcro, no laces) and socks.

Put on own gloves.



School Uniform

- School jumpers (£10.00) and cardigans (£11.00) along with book bags (£6.00) CARD ONLY (not mobile payments). We also have limited second hand uniform at £1 an item (correct cash please). Uniform may also be purchased at Goyals or School Days Direct.
- Grey elasticated trousers/jogging bottoms or skirt/pinafore dress. Girls are welcome to wear trousers. (In cold weather trousers are often easier to manage than tights)
- Polo shirts are best (long sleeved shirts get wet in the water tray)
- Suitable shoes - prefer Velcro (young children cannot tie up shoe laces)
- Tops may become stained in school - a stained top is acceptable
- No PE kit required



Book bags are essential. You can purchase one from the school in September £6.00.



Wear suitable clothing

Everything labelled



- We go outside every day
- Clothes that are easy to put on and take off
- Comfortable shoes - prefer Velcro
- Coats/sun hats
- No jewellery/no hoop earrings
- No toys from home
- Bring a spare set of clothes and leave on their peg in a clearly labelled plastic bag
- Our PTA earn commission on name labels ordered from Label Planet; www.stikins.co.uk. Please use our fundraising number, 552, when ordering. Thank you.

Snacks in reception



We offer a healthy snack each day. This is normally a piece of fruit or a vegetable, and milk is available for children to help themselves to.


Please bring in a full bottle of water every day and please make sure the bottle is clearly labelled.



Lunch time



All children at Alwyn enjoy a free school lunch. Our caterers, Caterlink, offer meat, vegetarian and halal options. We have a fantastic team of smiley and patient lunch time staff. Children quickly learn the routines and expectations and it is good to see them enjoy a nutritious meal. We strongly recommend that all children try school meals and if they are not eating their lunch we will let you know. You may bring in a healthy packed lunch from home, should you prefer.



If your child has any food allergies, please speak to the Caterlink staff that are here tonight or the school office before the end of the summer term.



School Fund - (Voluntary contribution)
Around £20 per year. Further information on how to
pay will be sent in the autumn term.



This fund helps us to
buy extras such as
ingredients for cooking
and playdough and seeds
for our garden.



Parent Help


We encourage parents to help in the classroom. This can be for as little as 30 minutes or for a whole afternoon. Please speak to your teacher if you are able to help.



Reading and Homework

We will ask you to spend time with your child:

- Twice weekly phonic sheet
- Daily reading books & cumulative texts
- Learning key words
- Bringing in interests from home





I will learn to read but first I need to...

Rhyme

I need to recognise the sounds that letters make before I can read




Look at books

I need to be interested in words and books to read



Track

I need to follow objects with my eyes to read 



Talk

I need an extensive vocabulary to understand what I read



Do puzzles

I need to differentiate size, shapes, lines and directions to read



Build

I need to use my fingers and hands independently to hold books and turn pages



... and I need someone to read to me every day!



THANK

Road Safety

Parking around school



Let's keep our children safe.

And Finally

Please let us know if your contact details change.

We expect all children to attend regularly. This benefits the child socially and therefore academically as it increases their confidence. If your child is ill, please phone and tell us.

If you have any concerns about your child's development, please speak with a member of staff.

Prompt drop off and collection.

Please park considerately - walking, or coming by bike or scooter is best.

Should you have any questions regarding your child starting school please email

newparents@alwyn.org.uk